

**MINI CLOTHESPIN ORNIES/PINS  
BY SUE ALLEMAND 2003**

**SUPPLIES: 1/8 YD. TEA-DYED MUSLIN, STUFFING, QUILTING THREAD, NEEDLE, (6) MINI 1 3/4" WOOD CLOTHESPINS OR (6) 1 1/2" PINBACKS, 1" RUSTY SNOWFLAKE (DCC), 1/2" STRIP OF FLANNEL (FOR CROW SCARF), 2 1/2" X 4 1/4" PIECE OF GRAY FLANNEL (FOR PENGUIN HAT), 1 3/4" X 3/8" STRIP OF BLACK FELT (FOR SNOWMAN HAT BRIM), 1/4" RUSTY JINGLE BELL, BLACK & TAN EMBROIDERY FLOSS, 1/2" NATURAL BUTTON, 1/4" OFFWHITE BUTTON, HOT GLUE GUN/STICKS, 1/4" PAINTBRUSH, BLUSH MAKE-UP**

**DELTA CERAMCOAT PAINTS:**

**BARN RED  
BLACK**

**BOSTON FERN  
PIGSKIN**

**BURGUNDY ROSE  
ANTIQUÉ OAK GEL STAIN**


**INSTRUCTIONS:**

1. TRACE PIECES ONTO THE BACKSIDE OF A DOUBLE-LAYER OF TEA-DYED MUSLIN. PIN LAYERS TOGETHER. (LEAVE ABOUT 1/2" IN BETWEEN THE PIECES.)
2. SEW PIECES ALL AROUND ON THE LINE. CUT OUT PIECES 1/4" FROM THE SEWN LINE.
3. CUT A SLIT IN THE FRONT LAYER OF FABRIC ON EACH PIECE, AND TURN THEM INSIDE RIGHT. STUFF ORNIES, THEN SLIP-STITCH OPENING CLOSED.
4. PAINT:
  - a. STAR & PENGUIN NOSE - PIGSKIN
  - b. SNOWMAN NOSE - BURGUNDY ROSE
  - c. STOCKING - BOSTON FERN
  - d. HOUSE & STOCKING TOE - BARN RED
  - e. OUTSIDE OF PENGUIN, SNOWMAN HAT, CROW, HOUSE ROOF/WINDOWS/DOOR - BLACK
  - f. ANTIQUÉ STAR, CROW, HOUSE & STOCKING WITH GEL STAIN.
5. SEW E-BEAD EYES ON SNOWMAN AND PENGUIN. SEW ON EYEBROWS WITH BLACK EMBROIDERY FLOSS.
6. FOLD ONE 4 1/4" SIDE OF GRAY FLANNEL UP ABOUT 1/2" TO FORM HAT CUFF. GLUE IN PLACE. GLUE SHORT ENDS TOGETHER TO FORM A TUBE. PUT HAT ON PENGUIN HEAD. GLUE TO SECURE ON HEAD. TIE A PIECE OF TAN EMBROIDERY FLOSS AROUND TOP HALF OF HAT.
7. TIE THE 1/2" STRIP OF FLANNEL AROUND CROW NECK.
8. GLUE FELT HAT BRIM ON SNOWMAN. GLUE RUSTY SNOWFLAKE TO CENTER OF HAT. TIE A PIECE OF THREAD THROUGH 1/4" BUTTON AND GLUE TO CENTER OF SNOWFLAKE.
9. SEW RUSTY BELL TO CENTER OF STAR. SEW 1/2" BUTTON TO CENTER OF STOCKING.
10. APPLY BLUSH TO CHEEKS WITH A Q-TIP.
11. STAIN CLOTHESPINS WITH GEL STAIN.
12. HOT GLUE ORNIES TO TOP OF CLOTHESPIN OR GLUE A PINBACK ON THE BACK!


**QUICK, CUTE & EASY!! MAKE A BUNCH FOR FAMILY & FRIENDS!!**

**THIS PATTERN IS COPYRIGHT PROTECTED. ALL RULES AGAINST MASS MARKETING, PHOTOCOPYING, ETC. DO APPLY. SELLING FINISHED ITEMS ON EBAY IS OK, AS LONG AS YOU GIVE CREDIT FOR THE DESIGN TO SUE ALLEMAND/PALLETTE PRIMITIVES.**

**THANK YOU FOR PURCHASING A PALLETTE PRIMITIVES/SUE ALLEMAND DESIGN! WE HOPE YOU ENJOY IT! FOR MORE FUN PATTERNS, PLEASE VISIT OUR WEBSITE AT:  
[WWW.PALLETTEPRIMITIVES.COM](http://WWW.PALLETTEPRIMITIVES.COM)**



Saltbox

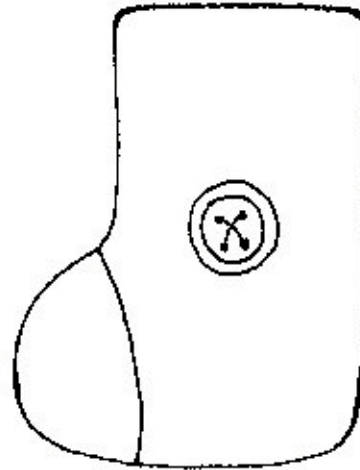


Crow




Penguin

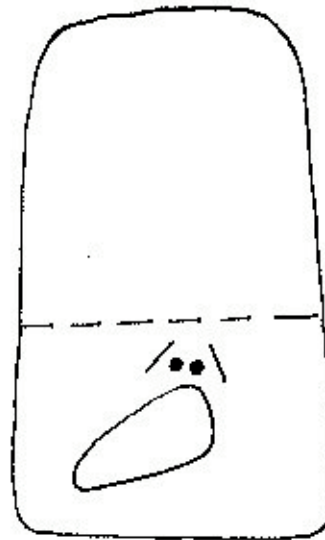
*©S. Allemann  
2003*



Stocking



Star



Snowman

